


PLT4



Caratteristiche tecniche

- Norma: ISO 16028 – HTMA (DN13)
- Occlusione: faccia piana
- Aggancio: sfere radiali
- Materiale: acciaio
- Finitura: Zn-Fe (Cr III) – Zn-Ni
- Filettature: BSP – NPT – SAE – METRICHE
- Guarnizioni standard: NBR
- Temperatura d'esercizio: -25 °C +100 °C
- Guarnizioni opzionali: FKM, EPDM o altro
- Pressioni di esercizio: 350-500 bar
- Connessione in pressione: non consentita

Nominal size				Max working pressure	Rated flow	Max flow rate	Min burst pressure			Fluid spillage
DNP	BG	ISO	mm				Male	Female	Coupled	
04	0	5	4	50	3	9	250	210	250	0,006
06	1	6.3	6	40	12	24	190	190	190	0,008
13	2	10	8,6	35	23	46	150	170	160	0,010
20	3	12.5	10,7	35	45	90	170	150	170	0,012
22	4A	16	12,8	35	74	150	160	140	150	0,015
25	4	19	14,8	35	100	200	160	140	180	0,020
30	5	25	17,6	35	189	280	140	140	150	0,030

Technical data

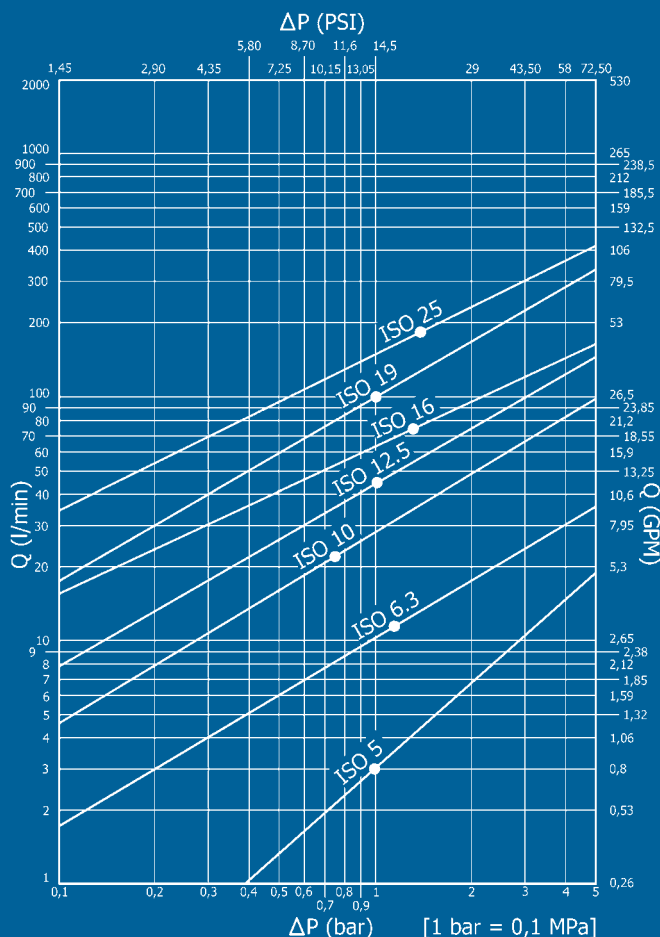
- Standard: ISO 16028 – HTMA (DN13)
- Occlusion: flat face
- Locking: radial balls
- Material: steel
- Finishing: Zn-Fe (Cr III) – Zn-Ni
- Threads: BSP – NPT – SAE – METRIC
- Standard seals: NBR
- Working temperature: -25 °C +100 °C
- Optional seals: FKM, EPDM or more
- Working pressure: 350-500 bar
- Connection under pressure: not allowed

Technische Merkmale

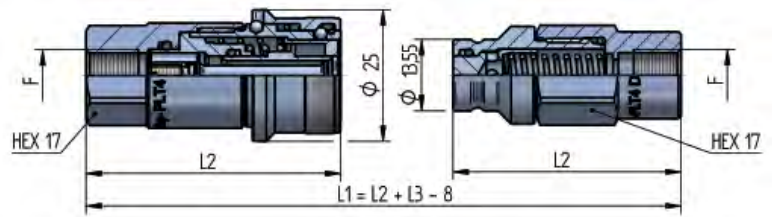
- Norm: ISO 16028 – HTMA (DN13)
- Verschluss: flachdichtend
- Kupplung: Radialkugeln
- Werkstoff: Stahl
- Ausführung: Zn-Fe (Cr III) – Zn-Ni
- Gewinde: BSP – NPT – SAE – METRISCHE
- Standard-Dichtungen: NBR
- Betriebstemperatur: -25 °C +100 °C
- Dichtungen nach Wahl: FKM, EPDM, usw.
- Betriebsdruck: 350-500 bar
- Kuppeln unter Druck: nicht möglich

Caracteristiques techniques

- Norme: ISO 16028 – HTMA (DN13)
- Obturation: clapet plat
- Accrochage: billes radiales
- Matériel: acier
- Traitement: Zn-Fe (Cr III) – Zn-Ni
- Taraudage: BSP – NPT – SAE – METRIQUES
- Joints standard: NBR
- Température de service: -25 °C +100 °C
- Joints facultatifs: FKM, EPDM, ect.
- Pression de service: 350-500 bar
- Connexion so

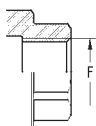


PLT4 DN04 - BG 0 - ISO 5

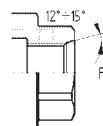


THREADS	L2	L3	F	STANDARD	FEMMINA - FEMALE - MUFFE - FEMELLE			MASCHIO - MALE - STECKER - MALE		
					COD. F	Weight (g)	Packaging (pcs.)	COD. M	Weight (g)	Packaging (pcs.)
IG 1	48,6	43,5	BSP 1/8"	DIN 3852-2-X	PLT4.0404.112	92	192	PLT4.0404.113	51	300
					PLT4.0404.012	93	192	PLT4.0404.013	52	300
IG 2	50,6	45,5	7/16"-20 UNF 2B	SAE J 1926-1	PLT4.0412.032	94	192	PLT4.0412.033	53	300

THREADS

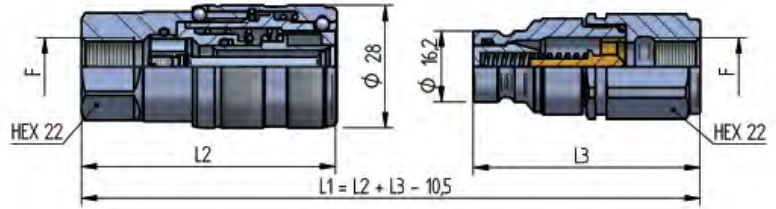


IG 1



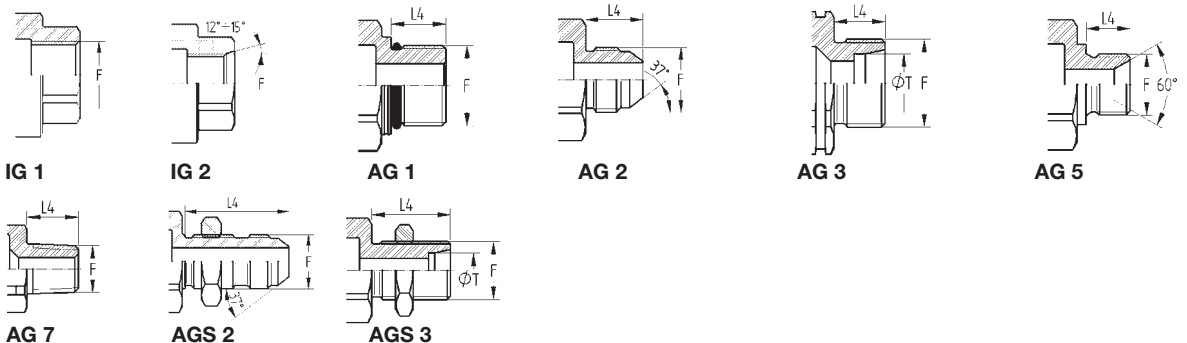
IG 2

PLT4 DN06 - BG 1 - ISO 6.3

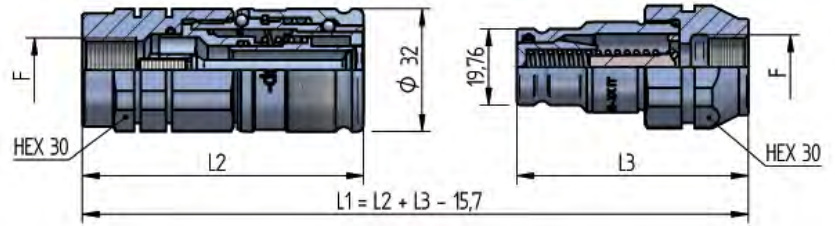


THREADS	L2	L3	L4	ØT	F	STANDARD	FEMMINA - FEMALE - MUFFE - FEMELLE			MASCHIO - MALE - STECKER - MALE		
							COD. F	Weight (g)	Packaging (pcs.)	COD. M	Weight (g)	Packaging (pcs.)
IG 1	58,5	52			BSP 1/4"	DIN 3852-2-X	PLT4.0606.112	181	100	PLT4.0606.113	98	200
	58,5	52			NPT 1/4"	ANSI B1.20.3	PLT4.0606.012	182	100	PLT4.0606.013	99	200
	58,5	52			BSP 3/8"	DIN 3852-2-X	PLT4.0610.112	170	100	PLT4.0610.113	89	200
	58,5	52			NPT 3/8"	ANSI B1.20.3	PLT4.0610.012	173	100	PLT4.0610.013	91	200
	58,5	52			M16x1,5	ISO 6149-1	PLT4.0616.102	173	100	PLT4.0616.103	92	200
	58,5	52			M18x1,5	ISO 6149-1	PLT4.0618.102	166	100	PLT4.0618.103	85	200
IG 2	58,5	52			9/16"-18 UNF 2B	SAE J 1926-1	PLT4.0615.032	178	100	PLT4.0615.033	95	200
AG 2	63,6	53,9	14,1		9/16"-18 UNF 2A	SAE J 514	PLT4.0615.302	194	100	PLT4.0615.303	83	200
AGS 2	82,8	73,1	33,3		9/16"-18 UNF 2A	SAE J 514	PLT4.0615.502	181	70	PLT4.0615.503	96	100
AG 5	64	54,3	12		BSP 3/8"	DIN 3852-2-B	PLT4.0610.212	202	100	PLT4.0610.213	91	200
	63,5	53,8	12		BSP 1/4"	DIN 3852-2-A	PLT4.0606.712	197	100	PLT4.0606.713	86	200
	64	54,3	12		BSP 3/8"	DIN 3852-2-A	PLT4.0610.712	202	100	PLT4.0610.713	91	200
AG 7	63,5	53,8	14		NPT 1/4"	ANSI B1.20.3	PLT4.0606.022	168	100	PLT4.0606.023	85	200
	63,5	53,8	14		R 1/4"-19	UNI ISO 7/1	PLT4.0606.042	168	100	PLT4.0606.043	85	200
AG 3	59,5	49,8	10	06L	M12x1,5	ISO 8434-1-L	PLT4.0612.302	165	100	PLT4.0612.303	80	200
	59,5	49,8	10	08L	M14x1,5	ISO 8434-1-L	PLT4.0614.302	166	100	PLT4.0614.303	81	200
	60,5	50,8	11	10L	M16x1,5	ISO 8434-1-L	PLT4.0616.302	168	100	PLT4.0616.303	82	200
	60,5	50,8	11	12L	M18x1,5	ISO 8434-1-L	PLT4.0618.302	168	100	PLT4.0618.303	83	200
	61,5	51,8	12	08S	M16x1,5	ISO 8434-1-S	PLT4.0616.402	171	100	PLT4.0616.403	86	200
	61,5	51,8	12	10S	M18x1,5	ISO 8434-1-S	PLT4.0618.402	173	100	PLT4.0618.403	88	200
	61,5	51,8	12	12S	M20x1,5	ISO 8434-1-S	PLT4.0620.402	176	100	PLT4.0620.403	90	200
AGS 3	75,5	65,8	26	06L	M12x1,5	ISO 8434-1-L	PLT4.0612.502	182	70	PLT4.0612.503	97	100
	75,5	65,8	26	08L	M14x1,5	ISO 8434-1-L	PLT4.0614.502	186	70	PLT4.0614.503	101	100
	75,5	65,8	26	10L	M16x1,5	ISO 8434-1-L	PLT4.0616.502	193	70	PLT4.0616.503	107	100
	75,5	65,8	26	12L	M18x1,5	ISO 8434-1-L	PLT4.0618.502	196	70	PLT4.0618.503	112	100
	76,5	66,8	27	08S	M16x1,5	ISO 8434-1-S	PLT4.0616.602	199	70	PLT4.0616.603	115	100
	76,5	66,8	27	10S	M18x1,5	ISO 8434-1-S	PLT4.0618.602	207	70	PLT4.0618.603	122	100
	76,5	66,8	27	12S	M20x1,5	ISO 8434-1-S	PLT4.0620.602	217	70	PLT4.0620.603	131	100

THREADS

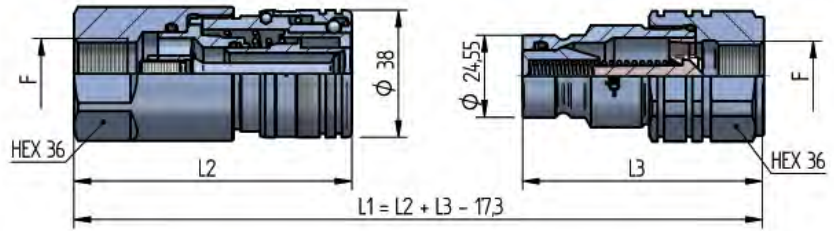


PLT4 DN13 - BG 2 - ISO 10



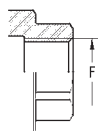
THREADS	L2	L3	L4	ØT	F	STANDARD	FEMMINA - FEMALE - MUFFE - FEMELLE			MASCHIO - MALE - STECKER - MALE			
							COD. F	Weight (g)	Packaging (pcs.)	COD. M	Weight (g)	Packaging (pcs.)	
IG 1	73,5	60,5			BSP 1/4"	DIN 3852-2-X	PLT4.1306.112	319	60	PLT4.1306.113	168	60	
	73,5	60,5			BSP 3/8"	DIN 3852-2-X	PLT4.1310.112	309	60	PLT4.1310.113	158	60	
	73,5	63,5			NPT 3/8"	ANSI B1.20.3	PLT4.1310.012	311	60	PLT4.1310.013	184	60	
	73,5	60,5			BSP 1/2"	DIN 3852-2-X	PLT4.1313.112	294	60	PLT4.1313.113	154	60	
	73,5	63,5			NPT 1/2"	ANSI B1.20.3	PLT4.1313.012	297	60	PLT4.1313.013	168	60	
	73,5	60,5			M14x1,5	ISO 6149-1	PLT4.1314.102	317	60	PLT4.1314.103	167	60	
	73,5	60,5			M16x1,5	ISO 6149-1	PLT4.1316.102	312	60	PLT4.1316.103	162	60	
	73,5	60,5			M18x1,5	ISO 6149-1	PLT4.1318.102	305	60	PLT4.1318.103	155	60	
	73,5	60,5			M20x1,5	ISO 6149-1	PLT4.1320.102	301	60	PLT4.1320.103	158	60	
IG 2	72	60,5			9/16-18 UNF 2B	SAE J 1926-1	PLT4.1315.032	309	60	PLT4.1315.033	165	60	
	73,5	60,5			3/4"-16 UNF 2B	SAE J 1926-1	PLT4.1319.032	301	60	PLT4.1319.033	160	60	
	74,5	64,5			7/8"-14 UNF 2B	SAE J 1926-1	PLT4.1323.032	287	60	PLT4.1323.033	159	60	
	74,5	62,5			M16x1,5	SAE J 2244/1	PLT4.1316.112	321	60	PLT4.1316.113	175	60	
	74,5	60,5			M22x1,5	SAE J 2244/1	PLT4.1322.102	293	60	PLT4.1322.103	147	60	
AG 1	74,5	60,5	13		M14x1,5	ISO 6149-2	PLT4.1314.222	286	60	PLT4.1314.223	134	60	
	77,5	63,5	16		M20x1,5	ISO 6149-2	PLT4.1320.222	297	60	PLT4.1320.223	145	60	
AG 2	77,1	61,6	14,1		9/16"-18 UNF 2A	SAE J 514	PLT4.1315.302	294	60	PLT4.1315.303	142	60	
	79,7	64,2	16,7		3/4"-16 UNF 2A	SAE J 514	PLT4.1319.302	291	60	PLT4.1319.303	139	60	
AGS 2	100,6	85,1	37,6		3/4"-16 UNF 2A	SAE J 514	PLT4.1319.502	314	60	PLT4.1319.503	162	60	
	104,1	88,6	41,1		7/8"-14 UNF 2A	SAE J 514	PLT4.1323.502	330	60	PLT4.1323.503	178	60	
AG 5	77	62	12		BSP 3/8"	DIN 3852-2-B	PLT4.1310.212	288	60	PLT4.1310.213	136	60	
	79	64,5	13		BSP 1/2"	DIN 3852-2-B	PLT4.1313.212	296	60	PLT4.1313.213	144	60	
	73	58,5	11		M16x1,5	DIN 3863-U	PLT4.1316.702	280	60	PLT4.1316.703	128	60	
	78	63,5	16		M20x1,5	DIN 3863-U	PLT4.1320.702	293	60	PLT4.1320.703	141	60	
	76	61,5	14		M22x1,5	DIN 3863-U	PLT4.1322.702	290	60	PLT4.1322.703	138	60	
AG 7	76,5	62,5	14		NPT 3/8"	ANSI B1.20.3	PLT4.1310.022	289	60	PLT4.1310.023	143	60	
AG 3	72,5	57,5	10	08L	M14x1,5	ISO 8434-1-L	PLT4.1314.302	278	60	PLT4.1314.303	126	60	
	73,5	58,5	11	10L	M16x1,5	ISO 8434-1-L	PLT4.1316.302	279	60	PLT4.1316.303	127	60	
	73,5	58,5	11	12L	M18x1,5	ISO 8434-1-L	PLT4.1318.302	280	60	PLT4.1318.303	125	60	
	74,5	59,5	12	15L	M22x1,5	ISO 8434-1-L	PLT4.1322.302	286	60	PLT4.1322.303	130	60	
	74,5	59,5	12	18L	M26x1,5	ISO 8434-1-L	PLT4.1326.302	301	60	PLT4.1326.303	138	60	
	74,5	59,5	12	10S	M18x1,5	ISO 8434-1-S	PLT4.1318.402	285	60	PLT4.1318.403	133	60	
	74,5	59,5	12	12S	M20x1,5	ISO 8434-1-S	PLT4.1320.402	288	60	PLT4.1320.403	135	60	
	76,5	61,5	14	14S	M22x1,5	ISO 8434-1-S	PLT4.1322.402	293	60	PLT4.1322.403	140	60	
	76,5	61,5	14	16S	M24x1,5	ISO 8434-1-S	PLT4.1324.402	296	60	PLT4.1324.403	141	60	
	AGS 3	88,5	73,5	26	08L	M14x1,5	ISO 8434-1-L	PLT4.1314.502	297	60	PLT4.1314.503	146	60
		88,5	73,5	26	10L	M16x1,5	ISO 8434-1-L	PLT4.1316.502	304	60	PLT4.1316.503	152	60
		88,5	73,5	26	12L	M18x1,5	ISO 8434-1-L	PLT4.1318.502	309	60	PLT4.1318.503	153	60
98,5		83,5	36	12L	M18x1,5	ISO 8434-1-L	PLT4.1318.512	320	60	PLT4.1318.513	164	60	
89,5		74,5	27	15L	M22x1,5	ISO 8434-1-L	PLT4.1322.502	334	60	PLT4.1322.503	179	60	
89,5		74,5	27	18L	M26x1,5	ISO 8434-1-L	PLT4.1326.502	370	60	PLT4.1326.503	212	60	
89,5		74,5	27	10S	M18x1,5	ISO 8434-1-S	PLT4.1318.602	319	60	PLT4.1318.603	167	60	
89,5		74,5	27	12S	M20x1,5	ISO 8434-1-S	PLT4.1320.602	328	60	PLT4.1320.603	175	60	
91,5		76,5	29	14S	M22x1,5	ISO 8434-1-S	PLT4.1322.602	345	60	PLT4.1322.603	194	60	
91,5		76,5	29	16S	M24x1,5	ISO 8434-1-S	PLT4.1324.602	352	60	PLT4.1324.603	199	60	

PLT4 DN20 - BG 3 - ISO 12.5

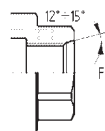


THREADS	L2	L3	L4	ØT	F	STANDARD	FEMMINA - FEMALE - MUFFE - FEMELLE			MASCHIO - MALE - STECKER - MALE		
							COD. F	Weight (g)	Packaging (pcs.)	COD. M	Weight (g)	Packaging (pcs.)
IG 1	83,5	72,5			BSP 1/2"	DIN 3852-2-X	PLT4.2013.112	529	35	PLT4.2013.113	305	42
	83,5	74			NPT 1/2"	ANSI B1.20.3	PLT4.2013.012	532	35	PLT4.2013.013	314	42
	83,5	74,5			BSP 3/4"	DIN 3852-2-X	PLT4.2019.112	498	35	PLT4.2019.113	282	42
	83,5	74			NPT 3/4"	ANSI B1.20.3	PLT4.2019.012	507	35	PLT4.2019.013	290	42
	82,5	70,5			M18x1,5	ISO 6149-1	PLT4.2018.102	534	35	PLT4.2018.103	300	42
	82,5	70			M22x1,5	ISO 6149-1	PLT4.2022.102	517	35	PLT4.2022.103	283	42
	83,5	74			M26x1,5	ISO 6149-1	PLT4.2026.102	496	35	PLT4.2026.103	280	42
	83,5	74			M30x1,5	ISO 6149-1	PLT4.2030.102	470	35	PLT4.2030.103	254	42
IG 2	79,5	70			3/4"-16 UNF 2B	SAE J 1926-1	PLT4.2019.032	507	35	PLT4.2019.033	293	42
	81,5	74			7/8"-14 UNF 2B	SAE J 1926-1	PLT4.2023.032	512	35	PLT4.2023.033	306	42
	83,5	74			1"-16 UNF 2B	SAE J 1926-1	PLT4.2027.032	492	35	PLT4.2027.033	276	42
AG 2	92,5	81	22		1"-16 UNF 2A	SAE J 514	PLT4.2027.302	470	35	PLT4.2027.303	254	42
AGS 2	111,6	100,1	41,1		7/8"-14 UNF 2A	SAE J 514	PLT4.2023.502	510	30	PLT4.2023.503	291	42
	115,9	104,4	45,4		1"-16 UNF 2A	SAE J 514	PLT4.2027.502	544	30	PLT4.2027.503	324	42
AG 5	89,5	78	16		BSP 3/4"	DIN 3852-2-A	PLT4.2019.712	492	35	PLT4.2019.713	273	42
AG 3	81,5	70	11	12L	M18x1,5	ISO 8434-1-L	PLT4.2018.302	453	35	PLT4.2018.303	239	42
	82,5	71	12	15L	M22x1,5	ISO 8434-1-L	PLT4.2022.302	458	35	PLT4.2022.303	244	42
	82,5	71	12	18L	M26x1,5	ISO 8434-1-L	PLT4.2026.302	466	35	PLT4.2026.303	250	42
	84,5	73	14	22L	M30x2	ISO 8434-1-L	PLT4.2030.302	468	35	PLT4.2030.303	254	42
	82,5	71	12	10S	M18x1,5	ISO 8434-1-S	PLT4.2018.402	460	35	PLT4.2018.403	243	42
	82,5	71	12	12S	M20x1,5	ISO 8434-1-S	PLT4.2020.402	462	35	PLT4.2020.403	246	42
	84,5	73	14	14S	M22x1,5	ISO 8434-1-S	PLT4.2022.402	466	35	PLT4.2022.403	250	42
	84,5	73	14	16S	M24x1,5	ISO 8434-1-S	PLT4.2024.402	469	35	PLT4.2024.403	252	42
	86,5	75	16	20S	M30x2	ISO 8434-1-S	PLT4.2030.402	481	35	PLT4.2030.403	267	42
	AGS 3	96,5	85	26	12L	M18x1,5	ISO 8434-1-L	PLT4.2018.502	484	30	PLT4.2018.503	267
97,5		86	27	15L	M22x1,5	ISO 8434-1-L	PLT4.2022.502	508	30	PLT4.2022.503	292	42
97,5		86	27	18L	M26x1,5	ISO 8434-1-L	PLT4.2026.502	542	30	PLT4.2026.503	324	42
104,5		93	34	22L	M30x2	ISO 8434-1-L	PLT4.2030.502	576	30	PLT4.2030.503	361	42
97,5		86	27	10S	M18x1,5	ISO 8434-1-S	PLT4.2018.602	491	30	PLT4.2018.603	276	42
97,5		86	27	12S	M20x1,5	ISO 8434-1-S	PLT4.2020.602	508	30	PLT4.2020.603	286	42
99,5		88	29	14S	M22x1,5	ISO 8434-1-S	PLT4.2022.602	515	30	PLT4.2022.603	302	42
99,5		88	29	16S	M24x1,5	ISO 8434-1-S	PLT4.2024.602	528	30	PLT4.2024.603	310	42
AGS 4	109	97,5	38,5		1"-14 UNS 2A	SAE J 1453	PLT4.2025.532	539	30	PLT4.2025.533	323	42

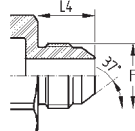
THREADS



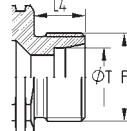
IG 1



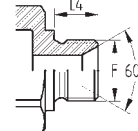
IG 2



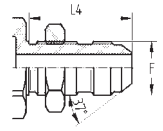
AG 2



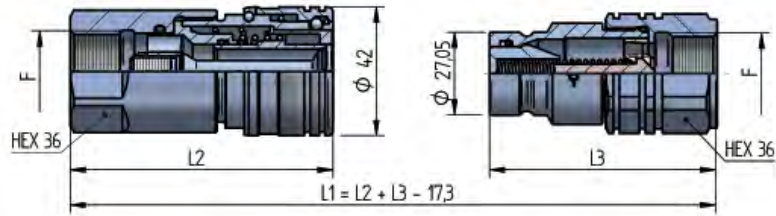
AG 3



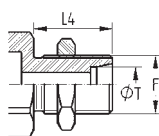
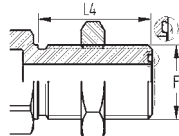
AG 5



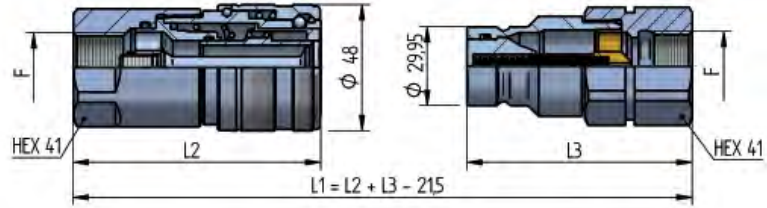
AGS 2

PLT4 DN22 - BG 4A - ISO 16


THREADS	L2	L3	L4	ØT	F	STANDARD	FEMMINA - FEMALE - MUFFE - FEMELLE			MASCHIO - MALE - STECKER - MALE		
							COD. F	Weight (g)	Packaging (pcs.)	COD. M	Weight (g)	Packaging (pcs.)
IG 1	86	72,5			BSP 1/2"	DIN 3852-2-X	PLT4.2213.112	576	30	PLT4.2213.113	330	42
	86	74			NPT 1/2"	ANSI B1.20.3	PLT4.2213.012	579	30	PLT4.2213.013	340	42
	86	74,5			BSP 3/4"	DIN 3852-2-X	PLT4.2219.112	545	30	PLT4.2219.113	307	42
	86	74			NPT 3/4"	ANSI B1.20.3	PLT4.2219.012	553	30	PLT4.2219.013	315	42
	85	70,5			M18x1,5	ISO 6149-1	PLT4.2218.102	580	30	PLT4.2218.103	325	42
	85	70			M22x1,5	ISO 6149-1	PLT4.2222.102	563	30	PLT4.2222.103	308	42
	86	74			M26x1,5	ISO 6149-1	PLT4.2226.102	542	30	PLT4.2226.103	305	42
	86	74			M30x1,5	ISO 6149-1	PLT4.2230.102	516	30	PLT4.2230.103	279	42
IG 2	82	70			3/4"-16 UNF 2B	SAE J 1926-1	PLT4.2219.032	553	30	PLT4.2219.033	318	42
	84	74			7/8"-14 UNF 2B	SAE J 1926-1	PLT4.2223.032	558	30	PLT4.2223.033	331	42
	86	74			1"-16-16 UN 2B	SAE J 1926-1	PLT4.2227.032	538	30	PLT4.2227.033	301	42
AG 2	95	81	22		1"-16-16 UN 2A	SAE J 514	PLT4.2227.302	516	30	PLT4.2227.303	279	42
AGS 2	114,1	100,1	41,1		7/8"-14 UNF 2A	SAE J 514	PLT4.2223.502	557	30	PLT4.2223.503	316	42
	118,4	104,4	45,4		1"-16-16 UN 2A	SAE J 514	PLT4.2227.502	591	30	PLT4.2227.503	349	42
AG 5	90	78	16		BSP 3/4"	DIN 3852-2-A	PLT4.2219.712	535	30	PLT4.2219.713	298	42
AG 3	84	70	11	12L	M18x1,5	ISO 8434-1-L	PLT4.2218.302	500	30	PLT4.2218.303	264	42
	85	71	12	15L	M22x1,5	ISO 8434-1-L	PLT4.2222.302	505	30	PLT4.2222.303	269	42
	85	71	12	18L	M26x1,5	ISO 8434-1-L	PLT4.2226.302	513	30	PLT4.2226.303	275	42
	87	73	14	22L	M30x2	ISO 8434-1-L	PLT4.2230.302	515	30	PLT4.2230.303	279	42
	85	71	12	10S	M18x1,5	ISO 8434-1-S	PLT4.2218.402	506	30	PLT4.2218.403	268	42
	85	71	12	12S	M20x1,5	ISO 8434-1-S	PLT4.2220.402	509	30	PLT4.2220.403	271	42
	87	73	14	14S	M22x1,5	ISO 8434-1-S	PLT4.2222.402	513	30	PLT4.2222.403	275	42
	87	73	14	16S	M24x1,5	ISO 8434-1-S	PLT4.2224.402	516	30	PLT4.2224.403	277	42
	89	75	16	20S	M30x2	ISO 8434-1-S	PLT4.2230.402	528	30	PLT4.2230.403	292	42
AGS 3	99	85	26	12L	M18x1,5	ISO 8434-1-L	PLT4.2218.502	530	30	PLT4.2218.503	293	42
	100	86	27	15L	M22x1,5	ISO 8434-1-L	PLT4.2222.502	554	30	PLT4.2222.503	317	42
	100	86	27	18L	M26x1,5	ISO 8434-1-L	PLT4.2226.502	588	30	PLT4.2226.503	349	42
	107	93	34	22L	M30x2	ISO 8434-1-L	PLT4.2230.502	623	30	PLT4.2230.503	386	42
	100	86	27	10S	M18x1,5	ISO 8434-1-S	PLT4.2218.602	538	30	PLT4.2218.603	301	42
	100	86	27	12S	M20x1,5	ISO 8434-1-S	PLT4.2220.602	554	30	PLT4.2220.603	312	42
	102	88	29	14S	M22x1,5	ISO 8434-1-S	PLT4.2222.602	562	30	PLT4.2222.603	327	42
	102	88	29	16S	M24x1,5	ISO 8434-1-S	PLT4.2224.602	575	30	PLT4.2224.603	335	42
107	93	34	20S	M30x2	ISO 8434-1-S	PLT4.2230.602	618	30	PLT4.2230.603	381	42	
AGS 4	111,5	97,5	38,5		1"-14 UNS 2A	SAE J 1453	PLT4.2225.532	586	30	PLT4.2225.533	348	42

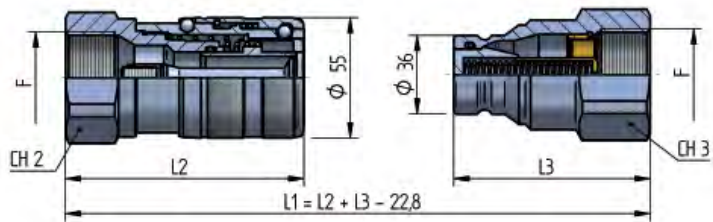
THREADS

AGS 3

AGS 4

PLT4 DN25 - BG 4 - ISO 19



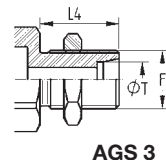
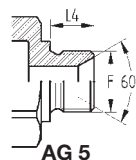
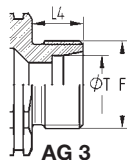
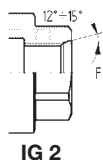
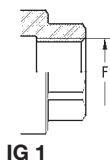
THREADS	L2	L3	L4	ØT	F	STANDARD	FEMMINA - FEMALE - MUFFE - FEMELLE			MASCIO - MALE - STECKER - MALE		
							COD. F	Weight (g)	Packaging (pcs.)	COD. M	Weight (g)	Packaging (pcs.)
IG 1	94,5	86			BSP 3/4"	DIN 3852-2-X	PLT4.2519.112	808	23	PLT4.2519.113	491	30
	94,5	86			NPT 3/4"	ANSI B1.20.3	PLT4.2519.012	814	23	PLT4.2519.013	498	30
	97,5	86			BSP 1"	DIN 3852-2-X	PLT4.2525.112	780	23	PLT4.2525.113	431	30
	97,5	86			NPT 1"	ANSI B1.20.3	PLT4.2525.012	786	23	PLT4.2525.013	440	30
	97,5	86			M30x1,5	ISO 6149-1	PLT4.2530.102	810	23	PLT4.2530.103	464	30
IG 2	95	86			1"1/16-16 UN 2B	SAE J 1926-1	PLT4.2527.032	817	23	PLT4.2527.033	485	30
	95	86			1"5/16-12 UN 2B	SAE J 1926-1	PLT4.2533.032	758	23	PLT4.2533.033	426	30
AG 5	97	88	18		BSP 1"	DIN 3852-2-B	PLT4.2525.212	775	23	PLT4.2525.213	435	30
	95	84	17		BSP 1"	BS B5200	PLT4.2525.702	751	23	PLT4.2525.703	411	30
	95	86	16		BSP 3/4"	DIN 3852-2-A	PLT4.2519.712	749	23	PLT4.2519.713	409	30
	97	88	18		BSP 1"	DIN 3852-2-A	PLT4.2525.712	775	23	PLT4.2525.713	435	30
AG 3	97	79	12	18L	M26x1,5	ISO 8434-1-L	PLT4.2526.302	773	23	PLT4.2526.303	386	30
	99	81	14	22L	M30x2	ISO 8434-1-L	PLT4.2530.302	777	23	PLT4.2530.303	391	30
	99	81	14	28L	M36x2	ISO 8434-1-L	PLT4.2536.302	776	23	PLT4.2536.303	396	30
	101	83	16	20S	M30x2	ISO 8434-1-S	PLT4.2530.402	790	23	PLT4.2530.403	402	30
	103	85	18	25S	M36x2	ISO 8434-1-S	PLT4.2536.402	807	23	PLT4.2536.403	425	30
AGS 3	119	101	34	18L	M26x1,5	ISO 8434-1-L	PLT4.2526.502	864	23	PLT4.2526.503	474	30
	119	101	34	22L	M30x2	ISO 8434-1-L	PLT4.2530.502	882	23	PLT4.2530.503	500	30
	119	101	34	28L	M36x2	ISO 8434-1-L	PLT4.2536.502	910	23	PLT4.2536.503	537	30
	121	103	36	20S	M30x2	ISO 8434-1-S	PLT4.2530.602	902	23	PLT4.2530.603	517	30
	123	105	38	25S	M36x2	ISO 8434-1-S	PLT4.2536.602	960	23	PLT4.2536.603	578	30

PLT4 DN30 - BG 5 - ISO 25



THREADS	L2	L3	L4	ØT	F	STANDARD	FEMMINA - FEMALE - MUFFE - FEMELLE			MASCIO - MALE - STECKER - MALE		
							COD. F	Weight (g)	Packaging (pcs.)	COD. M	Weight (g)	Packaging (pcs.)
IG 1	50	109,3	50	90	BSP 1"	DIN 3852-2-X	PLT4.3025.112	1236	7	PLT4.3025.113	729	20
	50	109,3	50	90	NPT 1"	ANSI B1.20.3	PLT4.3025.012	1251	7	PLT4.3025.013	741	20
	55	109,3	55	90	BSP 1"1/4	DIN 3852-2-X	PLT4.3031.112	1237	7	PLT4.3031.113	769	20
	55	109,3	55	90	NPT 1"1/4	ANSI B1.20.3	PLT4.3031.012	1262	7	PLT4.3031.013	781	20
	55	109,3	55	90	1"5/8-12 UN 2B	SAE J 1926-1	PLT4.3041.032	1235	7	PLT4.3041.033	768	20

THREADS



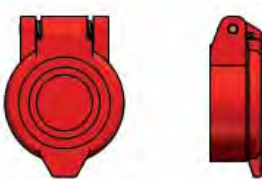
PLASTIC


NOMINAL SIZE			FEMALE DUST PLUG			MALE DUST CAP			COLOUR	MATERIAL
DNP	BG	ISO	COD. F	Weight (g)	Packaging (pcs.)	COD. M	Weight (g)	Packaging (pcs.)		
06	1	6.3	SPLT.06002	16	50	SPLT.06003	13	100	RED	PVC
13	2	10	SPLT.13002	21	50	SPLT.13003	15	100	RED	PVC
20	3	12.5	SPLT.20002	29	25	SPLT.20003	26	50	RED	PVC
25	4	19	SPLT.25002	51	20	SPLT.25003	41	40	RED	PVC
30	5	25	SPLT.30002	87	12	SPLT.30003	64	30	RED	PVC

METAL


NOMINAL SIZE			FEMALE DUST PLUG			MALE DUST CAP			COLOUR	MATERIAL
DNP	BG	ISO	COD. F	Weight (g)	Packaging (pcs.)	COD. M	Weight (g)	Packaging (pcs.)		
06	1	6.3	SPLT.06202*	40	100	SPLT.06203*	35	150	-	Aluminium
13	2	10	SPLT.13202*	51	50	SPLT.13203*	40	100	-	Aluminium
20	3	12.5	SPLT.20202*	100	30	SPLT.20203*	65	50	-	Aluminium
22	4A	16	SPLT.22202*	110	25	SPLT.22203*	70	40	-	Aluminium
25	4	19	SPLT.25202*	120	20	SPLT.25203*	80	30	-	Aluminium
30	5	25	SPLT.30202*	155	10	SPLT.30203*	100	20	-	Aluminium

* REALIZZATI SU RICHIESTA DEL CLIENTE - AVAILABLE ON REQUEST - AUF ANFRAGE LIEFERBAR - DISPONIBLES SUR DEMANDE

AUTOMATIC


NOMINAL SIZE			AUTOMATIC FEMALE CAP			COLOUR	MATERIAL
DNP	BG	ISO	COD. F	Weight (g)	Packaging (pcs.)		
13	2	10	SPLT.13302	17	100	RED	Nylon
13	2	10	SPLT.13342	17	100	BLACK	Nylon
20	3	12.5	SPPV.13302	22	100	BLACK	Nylon
20	3	12.5	SPPV.13312	22	100	YELLOW	Nylon
20	3	12.5	SPPV.13322	22	100	GREEN	Nylon
20	3	12.5	SPPV.13332	22	100	BLUE	Nylon
20	3	12.5	SPPV.13342	22	100	RED	Nylon

GUARNIZIONI DI RICAMBIO / SPARE PARTS / ERSATZDICHTUNGEN / JOINTS

AL CODICE DELLA GUARNIZIONE IN NBR
AGGIUNGERE 'E' PER EPDM o 'V' PER VITON

TO THE NBR GASKET CODE ADD 'E' FOR
EPDM OR 'V' FOR VITON

ZU DER ARTIKELNR. DER NBR DICHTUNG
GEBEN SIE 'E' FUER EPDM ODER 'V' FUER
VITON AN

AU CODE DU JOINT EN NBR JOINDRE 'E'
POUR EPDM OU 'V' POUR VITON

NOMINAL SIZE			FEMALE GASKET		MALE GASKET	
DNP	BG	ISO	NBR	PTFE	NBR	PTFE
04	0	5	PLT.004.121	PLT.004.130	PLT.004.120	PLT.004.130
06	1	6.3	PLT.006.121	PLT.006.131 N	PLT.006.120	PLT.006.130
13	2	10	PLT.013.121	PLT.013.131 N	PLT.013.120	PLT.013.130
20	3	12.5	PLT.019.121	PLT.019.131 N	PLT.019.120	PLT.019.130
22	4A	16	PLT.022.121	PLT.022.131	PLT.022.120	PLT.022.130
25	4	19	PLT.025.121	PLT.025.131 N	PLT.025.120	PLT.025.130
30	5	25	PLT.031.121	PLT.031.131 N	PLT.031.120	PLT.031.130